

see how we sew...

## Quilters by the Sea Guild - April 2016

[www.quiltersbytheseaguild.org](http://www.quiltersbytheseaguild.org)

Our next meeting is on **April 25, 2016** at 7:00pm  
First Christian Church, 2035 Oleander Dr, Wilmington, NC

**Confirmed guild meeting schedule for 2016** - May 23 -- June 27 -- July 25 -- August 22 -- September 26 --  
October 24 -- November 21 (\* third Monday) -- December 5, Christmas party

\*If New Hanover Co schools are closed due to inclement weather on meeting nights then the guild will **NOT** meet.



### From the desk of the President

I'm sitting at a beach house enjoying a quilt retreat with my bee. It's a great way to unwind after the quilt show.

Sincere thanks to everyone that worked on Piecework. This was a new venture for us and the BAC - combining our skills and experience with organizing and their expertise at marketing and social networking.

It resulted in a different kind of quilt show. We had 150 quilts on display. Attendance was great - 1,050 for the two days. The boutique did their best sales ever, despite the awkward location. Skills showcase and our special display attracted lots of attention. And here's the best part: total of our expenses was \$0, not to mention no physical labor on our part. The downside was we as quilters couldn't see the quilts close up. At this month's meeting we'll be talking about what the future holds and how we'll proceed. We may have to face the fact that we've reached a point where change is necessary and we have to make the best of it.

Time for me to do some quilting. see you at guild.

Keep on quilting!  
Mary Ann



### News of Note:

Workshop survey was very successful. We had 100 responses. Thank you to those of you who responded. This survey has given us some ideas for classes that can be taught by members. We are still looking for teachers that would be willing to teach a class. There will be some sign-up sheets in the kitchen for members to indicate a class they would like to take. There will be no date set until we can

determine how many persons are interested in a particular class. If you cannot be at the meeting, please let Ann Millard know of a class you would like to take or that you would like to teach. Cell no. 619-4010 or email [atm1946@earthlink.net](mailto:atm1946@earthlink.net)



**Thank you** to all members who sold their beautiful items in our Boutique and all those who helped sell them. We appreciate the willing hands!!! It was GREAT!!! Alice and Betty



## Habitat Quilts

Habitat is so thankful for the quilts we have made for the new homeowners. Habitat will have a blitz - build this summer and will need more quilts. I have kits if you are interested in doing the pattern we have been doing, but you can make any pattern you like as long as it has houses on it. They are usually about 36 x 45, but the size can vary. I have batting and backing available, just let me know. Thanks again for your past help, let's keep it going! Barb Sieme

## Block of the Month

Pat Haislip and Vonda Witherspoon are the hostesses for the "Sixteen Inches" BOM for 2016." We hope you find them enjoyable to stitch!

**Diagonal Paths** from [quilterscache.com](http://quilterscache.com)

[www.quilterscache.com/D/DiagonalPathsBlock.html](http://www.quilterscache.com/D/DiagonalPathsBlock.html)

is April's BOM. Makes us think of April showers in blues and white.



Please complete for our guild meeting on April 25th in **Medium Blue, Light Blue and White.**

**Instructions can also be found at the bottom of the newsletter.**



**April Update on our Raffle Ticket Sales**

Attention. The following people have yet to pick up their raffle tickets. Please see me, Dianne, at the membership table before the April meeting or during the break to pick them up. Thanks, your support of the Guild is appreciated!

Berg	Kay
Boylan	Donna
Brownell	Helen
Cease	Susan
Chester	Terry
Chlebowski	Pat
Ellis	Karen
Glover	Barbara
Helms	Cynthia
Ingersoll	Lorrie
Jolivette	Suzanne
Kenyon	Michele
Lawrence	Ineke
Lively	Marlene
Manning	Betsy
McCutchen	Dena
Page	Ann
Scelzi	Eithne
Spagnoli	Marian
Stirling	Dana
Wentworth	Jeri

Also a note to the members who have joined the Guild this quarter. Your raffle ticket packets are at the membership table ready for you to take home and sell. All proceeds need to be turned in to the Guild by the end of November 2016.

We had successful raffle ticket sales during the Brooklyn Arts Center show. We brought in \$277 - great job to all those who volunteered to help. Thank you!

One last thing, if you know of any shows where we might be able to display our beautiful quilt, made by Marie Ann Coadic and quilted by Bev Cochran, please let me know. My email address is: [dianebrisson@gmail.com](mailto:dianebrisson@gmail.com) or [golfbag7@yahoo.com](mailto:golfbag7@yahoo.com)



Thanks to all of the members who have been working very hard to keep supplying the babies at the NICU at New Hanover Regional Hospital with beautiful quilts, we have collected 60 quilts so far this year!

We have scheduled the next **Neo-natal Workshop for Saturday, June 4th** at Cape Fear Orthopedic Hospital on Wrightsville from 9:00 - 2:00. We hope that any of you that have not made a baby quilt yet this year will come and sew with us!! Of course we always welcome those of you that come regularly too. We have a great time and it's such a wonderful cause. The kits will be provided, just bring your sewing machine.

Please let Carolyn Baker ([gbaker2@ec.rr.com](mailto:gbaker2@ec.rr.com)) or Anne Freeling ([freeanne@ec.rr.com](mailto:freeanne@ec.rr.com)) know if you will be coming. You can also sign up at the next guild meeting.



## From the Membership Chair:

We now have 192 members of our guild...

At this month's meeting we welcomed 6 new members and 2 previous members. Earlier in the month we added another new member and after our meeting another previous member. Please look for the green ribbon on our nametags.....this denotes a member who has joined our group within the year.....introduce yourself and make them feel welcome....

Our new members since February are Cyndi Bruzgulis, Ruth Cannon, Anne Hammond, Becky Ladd, Terry Smith, Linda Wengerd, and Jean Werling.

Our previous members coming back are Alice Comstock, Colleen Havens, and Phyllis Miller.

A warm Quilters By the Sea welcome to you all... and now you can join in the fun....charity workshops, lectures and demonstrations, classes and quilting bees....glad to have you in our guild.

Karen Smith [justduckykaren@aol.com](mailto:justduckykaren@aol.com)



**Free Bees**



Want to learn an easy free motion quilted flower design?

[www.quiltsocial.com](http://www.quiltsocial.com) has a nice tutorial!



**CLICK** on the image above for the tutorial!

Whatever's Quilted  
Handi Quilter®

2014 HOLIDAY AWARDS  
2014 HOLIDAY SALES

elna

INFINITY 26  
26"

Visit us at our new shop:  
11829 Retail Dr. Wake Forest 27587  
[www.WhateversQuilted.com](http://www.WhateversQuilted.com)  
Donna@WhateversQuilted.com

accuquilt  
better cuts, make... better quilts!

## DE-STASH!

One quilter's trash is another one's treasure. Bring any items you'd like to share to the kitchen prior to our meeting. Members may shop before the meeting and at the break.

Lise King will be the coordinator.

Chart for determining the finished size of half square triangles when made from squares.

Starting Square Size	Finished Half Square Triangle Size
12½"	8"
8½"	5½"
6½"	4"
7"	4½"
7½"	5"
5½"	3¼"
4½"	2¾"
4¼"	2½"
4"	2¼"



## Programs and Classes for 2016

Wasn't March fun!! I'm so excited about making my very own barn quilt and hearing about the barn quilt history! I hope you did as well. Several of you already have your "quilts" on your "barns"!! Being a long standing procrastinator, I'm not quite there yet. A big thank you to Suzi Parron for sharing her love of barn quilts with us.

**April 25:** We are proud to welcome Scott Fortunoff, the President of Blank Quilting Corporation and StudioE Fabrics to our meeting. He will present a program on the "Ins and Outs of the Fabric Industry". Scott is one of the fourth generation family members that are now running the business. Blank Quilting celebrated their 85<sup>th</sup> anniversary in 2015! Get your questions on the fabric industry ready, this will be an excellent opportunity to get some answers.

We will also be announcing a new QBTS challenge that will be due in September!

**May 21:** CLASS with Michelle May. Our design is called "Bee Happy" and is a wonderful spring/summer design. Class fee will be \$25 and there will be a kit fee of \$35. The kit has everything you will need, except scissors. You will need to bring a medium pair and an embroidery (or stork) scissor. Sign-up sheets will begin at our April meeting in the kitchen area. We have room for 25 students only, so be sure to bring a check (made out to QBTS (or cash) – class and kit fees are due when you sign up!! First paid, first served!!

**May 23:** QBTS Outreach Activities. We will have a discussion of our currently designated Guild Outreach activities. We hope this will be helpful for both new and long time members as we discuss the ways we support our community, the impact these activities have on ourselves and others, and how members can best to support the Guild in these efforts.

**July 25:** We will do our annual Christmas in July program with several short demonstrations to visit. If you are interested in sharing a small project that you love, please let me know. We have several persons volunteer already, but it would be good to have at least 5 tables going.

**August 22:** Deb Karasik will be joining us for both a program and for a class. The topics have not been selected yet, more news to come on this!!

**November 21:** Barbara Cline will be joining us for both a program and class. Her lecture will be “Amazing Diamond Chains” and we will learn several techniques for forming diamond chains. Her class will be from her “Let’s Party Table Runner” pattern. More information will be coming for these!!

**December 5:** QBTS Annual Christmas Party is scheduled for this date and needs a hostess. Is anyone interested in leading this event? It is a lot of fun!

Thank you to the members who gave me suggestions for future programs! If others have a specific lecturer or teacher you would like to see come to our Guild, please let me know! We will do the best we can to get them here!

Dianne Putnam

[deputnam@charter.net](mailto:deputnam@charter.net) or (910)329-1332



**NC Quilt Symposium 2016**

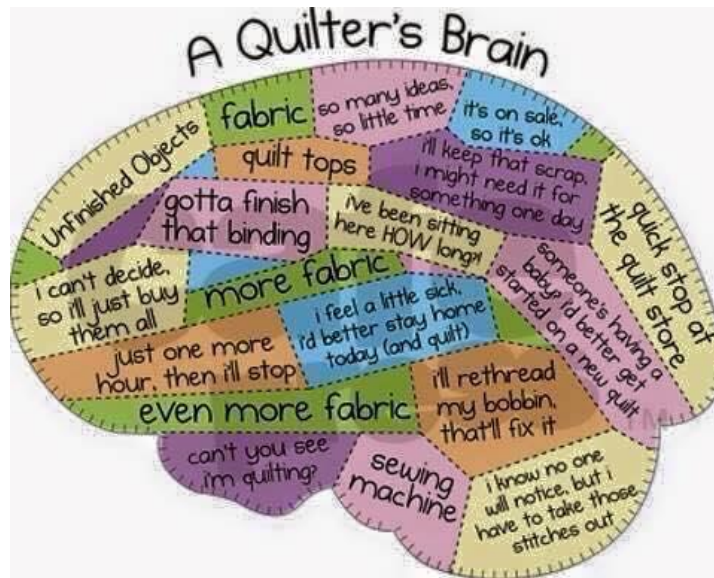
The information for the 2016 NC Quilt Symposium is available on line at <http://capitalquilters.org/symposium2016/>.

The 2016 NC Quilt Symposium will be held in Raleigh, NC on June 2 – 5 at William Peace University and sponsored by the Capital Quilters. It isn't too late to get your registration forms in but getting close!!

As always, if you have questions, please let us know and we'll try and get you an answer!

Hope to see you there!

Dianne Putnam and Heather Tighe  
NCQSI Board Members



**FOR SALE!**

**Nothing this month! Remember, your ad reaches 200 people!**

### Ads in the Newsletter-

Each Guild Member **gets a free ad one time per year** in the newsletter. Charges for ads are as follows: Business card Size- \$5.00; 1/4 page-\$7.50; 1/2 page-\$10.00 and Full Page-\$20.00. Charges will be doubled for non-members or businesses.

Please send your ad copy via email to: [qbts.guild@gmail.com](mailto:qbts.guild@gmail.com) Payment can be made via check to QTBS, and mailed to: QBTS, PO Box 955, Wilmington NC 28402. Or, can be handed in at the meetings to the treasurer.



**QBTS Guild Outreach Projects** \*Participation in these activities is voluntary.

**Baby Hats** Please make hats 6" or less from top to bottom to fit babies in nursery. They need to be pink or blue. (All sizes are needed at present time.) If you need yarn, please let me know. I do have some patterns also. Check our website for directions. (Betty Flavin)

**Bereavement Sets** for the hospital. 18 x 18" square blanket, either knitted or crocheted, and a matching hat in any PASTEL color or WHITE for stillborn babies or babies who expire at birth or shortly after. Two per month on average are used. (Betty Flavin)

**Chemo Scarves** for cancer patients. The pattern is on the website. (Amy Brassard)

**Flag Donations** Old flags collected to be placed on the caskets of veterans before cremation. (Jan Jacobson)

**Food Drive Each month** we bring non-perishable food items that are given to Mother Hubbard's Cupboard (Bev Cochran) Federal Point Help Center (Anne Hope Marvin) and St. Mary's Tileston Outreach (Mary Ann Kotas) on a rotating basis.

**Habitat for Humanity Quilts** Quilts for new Habitat homeowners. (Barb Sieme)

**Neo-Natal Quilts** for babies on the neonatal unit at NHRMH (Carolyn Baker & Anne Freeling)

**Quilts of Valor and Wounded Warrior Quilts** (Kirsta Meadows)



## Committees

**Habitat Quilts-** Barb Sieme / **Beekeeper-** Angela Bridger 686-6719 / **B.O.M.-** Vonda Witherspoon 599-8566 & Pat Haislip / **Historian-** Vonda Witherspoon 599-8566 / **Neonatal-** Carolyn Baker 383-6682 & Anne Freeling 383-1427 / **Librarian-** Donna Bergman 371-2613 / Raffle Coordinator- Diane Brisson [dianebrisson@gmail.com](mailto:dianebrisson@gmail.com) / **Sunshine Lady-** RoseMarie Dalby 371-6504/ **Workshop Chairwoman** – Ann Millard 619-4010 / Retreat: Lynn Flaherty 617-519-9870 / **Symposium Finance:** Miranda Dungan (2015, 2016), Dianne Putnam (2015, 2016) /



## Board Members

President: Mary Ann Kotas

Vice-President/Programs: Dianne Putnam

Treasurer: Candy Smith

Assistant Treasurer: Diane Brisson

Secretary: Kathi Rosbrugh

Membership: Karen Smith

Newsletter: Ann Hudson

Members at large: Nancy McLean, Audrey Peck and Pat Grinevicius

---

## UPCOMING EVENTS

**The Twin Rivers Quilt Guild** would like to invite your members to submit quilts to our 2016 show - "Bee By The River" to be held on October 21-22 at the New Bern Convention Center. We have added a new category: Modern quilts. Please visit our website for more information:

[www.twinriversquiltersguild.com](http://www.twinriversquiltersguild.com)

**April 15-17, 2016 - Warrenton Quilt Days - Historic Warrenton, NC**

Inaugural regional quilt show - National quilt experts, designers and appraisers. Hundreds of quilts will be displayed in historic homes, churches, the Courthouse Square, public buildings, businesses, the Cotton Gin, and on porch railings.



[www.warrentonquiltdays.com](http://www.warrentonquiltdays.com)  
[randi@warrentonquiltdays.com](mailto:randi@warrentonquiltdays.com)

**April 27 - July 2, 2016 -- ArtQuilts Voices**

Page-Walker Arts & History Center - 119 Ambassador Loop - Cary, NC 27513

Please join PAQA-South as the members visually express the many voices in their lives. PAQASouth will also host an Artist Reception on Friday, April 29th from 6-8 p.m., giving the public a unique opportunity to meet and interact with the artists in an intimate setting.

Contact: Roxane Lessa, Exhibit Chair – [exhibits@paqa-south.org](mailto:exhibits@paqa-south.org)

**April 29-30, 2016 (Fri 10-5:30, Sat 10-4) Sunny Days and Starry Nights Quilt Show**

Presented by the Salisbury-Rowan Quilters Guild

First Baptist Ministry Center

223 N Fulton St, Salisbury, NC 28144

Admission \$5, children under 12 free, groups of 15 or more \$4 each.

[www.facebook.com/SRGQuilt](http://www.facebook.com/SRGQuilt)

Contact: Linda Bryant, show chairman [ljbryant@bellsouth.net](mailto:ljbryant@bellsouth.net)

**May 12-14, 2016 - Biennial Quilt Show "Springtime in the Carolinas"**

Rutherford Quilt Guild

Isothermal Community College, Student Union

286 ICC Loop Road (off Route 74 Alt), Spindale, NC

<http://rutherfordquiltguildinc.org>

**May 20-21, 2016 (9-5pm) - "Celebrate!: 35 Years of Quilting"**

Forsyth Piecers and Quilters Guild Qult Show

Old Clemmons Gym, 6031 Stadium Dr, Clemmons, NC

[www.forsythquilters.org](http://www.forsythquilters.org)

For information, contact Amy Elliott, Publicity Chairman (336) 924-6790 or [Nthia19@aol.com](mailto:Nthia19@aol.com)

**June 2-5, 2016 - Quilting with the Stars - 2016 North Carolina Quilt Symposium**


William Peace College, 15 E Peace St, Raleigh, NC

[www.capitalquilters.org](http://www.capitalquilters.org) [symposium@capitalquilters.org](mailto:symposium@capitalquilters.org)

**June 21 - September 6, 2016 - Row By Row Experience**

[www.rowbyrowexperience.com](http://www.rowbyrowexperience.com)

**August 20 2016 - 25th Anniversary of the Carolina Pine Needle Quilters Guild.** Featuring a trunk show from Jenny Doan of Missouri Star Quilt Co. Located at White Oak High School, 1001 Piney Green Rd, Jacksonville NC 28546. The Earl Taylor Performing Arts Center. Doors open at 12, show from 1 pm - 3 pm. Cash preferred for vendor items. No food or drinks allowed. Tickets are available on-line at [www.carolinapineneedlequiltersguild.webs.com](http://www.carolinapineneedlequiltersguild.webs.com)



# April's BOM


from [quilterscache.com](http://quilterscache.com)

**\*\*use Medium Blue, Light Blue and White fabrics!**

## Diagonal Paths

This makes a 16" block! It's a 1930's pattern!

Please abide by the [Terms and Conditions of use!](#) :o)



Here's a great one for Beginner's or anyone who needs a quilt FAST!

### \*\* Supplies List \*\*



Color 1

Color 1 needs: one 2-1/2" x 5" strip AND one 2-1/2" x 35" strip



Color 2

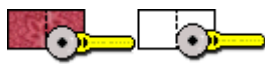
Color 2 needs: one 4-1/2" x 18" strip AND one 5" x 18" strip



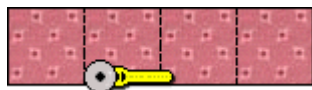
Color 3

Color 3 needs: one 2-1/2" x 5" strip AND one 2-1/2" x 35" strip

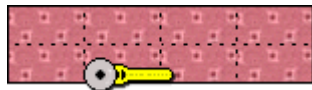
### \*\* Preparing the Pieces and Sewing the Block \*\*



Start by marking and cutting the Color 1 and Color 3 2-1/2" x 5" strips into two 2-1/2" squares of each...



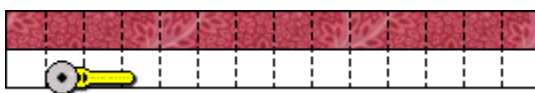
Next mark and cut the Color 2 4-1/2" x 18" strips into four 4-1/2" squares...



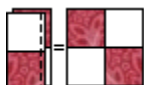
Then mark and cut the Color 2 5" x 18" strip into eight 2-1/2" x 4-1/2" rectangles...




Sew the Color 1 and Color 3 2-1/2" x 35" strips right sides together along one long edge, using a scant 1/4" seam. Press the seam towards the darker side...



Mark and cut this at 2-1/2" intervals to make fourteen pieced units...



Sew five four patch units as shown at left, again using a scant 1/4" seam allowance. Trim these back to 4-1/2" if needed...



Now sew your units together into five horizontal rows as shown at left. The extra 2 color pieced units, and the rectangles and single squares will be used in the blocks outer edges. You did it!

©Feb 17 2003 Marcia Hohn

