

# Quilters by the Sea Guild

## July 2016 News

[www.quiltersbytheseaguild.org](http://www.quiltersbytheseaguild.org)

Our next meeting is on **July 25, 2016** at 7:00pm  
First Christian Church, 2035 Oleander Dr, Wilmington, NC

**Confirmed guild meeting schedule for 2016** -- August 22 -- September 26 -- October 24 -- November 21 (\*  
third Monday) -- December 5, Christmas party

\*If New Hanover Co schools are closed due to inclement weather on meeting nights then the guild will **NOT** meet.



### President's Piece

I've decided that quilting is a perfect summertime activity. What better way to spend a 95degree day than quilting in your cooled sewing room? That is, until the a/c goes out! But then, you just call a quilting buddy and take shelter at her cool house for three days til your unit is fixed. Quilting friends are the best!

Finding a date for our next PIECEWORK show has been challenging as the venue is extremely popular with brides; the only date available in the spring was Easter - oops, that won't work! And the fall dates were filling up quickly. We ended up locking in September 30 - October 1, 2017.

How are your raffle ticket sales coming? Our new type of quilt show isn't much of a fund raiser, and our days of hosting symposium are over, so we really depend on the income from our raffle ticket sales. Please do your best to sell yours; or do what I do .... I purchased my own - I'd love to win that quilt! Do you go to any event that might be a good venue to bring the raffle quilt to? If so, let Dianne Brisson know.

We can find volunteers to bring it to any nearby event. The 2017 raffle quilt is a work in progress; if you are interested in volunteering yourself or your bee to make the 2018, please talk to me; the guild covers materials - we need your labor.

Jaleena's presentation on memory quilts was inspiring; let's see if some people are motivated to make one and bring it to show and tell.

Welcome to all our new members; membership is up to 199! If you came in from another guild, let us know if you have any ideas for activities we might be interested in for our guild. .

Keep on quilting and stay cool! I am (now).  
Mary Ann



## Bits n' Bobs

**Holiday Party Committee Meeting**, Monday, July 25, 6 PM at Panera in front of Independence Mall. Departing for guild meeting at 6:40 PM. Please contact Mari de Moya at [mlydemoya@gmail.com](mailto:mlydemoya@gmail.com) if you cannot attend but would like to be included in the party planning.

The **July issue of Cape Fear Living Magazine** has an article about "Healing Threads" by Martha C. Highsmith. It tells of her battle with breast cancer and how that inspired her quilts. Her quilts are beautiful and tranquil. Members may want to pick up a copy of Cape Fear Living at the supermarket (Harris Teeter on Oleander has them), or other stands around town. She will display her quilts to support breast cancer awareness at the Burgaw Area Chamber of Commerce Business Expo and Bi-Annual Health Fair on October 5th from 11 am to 5 p.m. The Expo is going to be at 115 South Dickerson Street, Burgaw, NC.

**WANTED** - 2 members to join Dianne Brisson on the nominating committee to identify the slate for 2017. See Mary Ann or Dianne if you are interested.

## Membership News

Hope everyone enjoyed the 4th and all the nice weather we have been having. We have lots of news for membership this past month. We now have 199 members as of 6/27/16....

Please add to your roster -- Molly Bigelow - [wezyb@att.net](mailto:wezyb@att.net) / Babs (Barbara )Fulerton -- [barbarafullerton@mac.com](mailto:barbarafullerton@mac.com)/ Joyce Wehrle -- [norskswed38@gmail.com](mailto:norskswed38@gmail.com) Please look for these new members and make them feel welcome.

It was nice to welcome back an old member.... Kay Talbot -- [talbott@3c.rr.com](mailto:talbott@3c.rr.com) We missed you!!

Mary Harned and Donna Bergman moved! Please see the new roster for new address and phone numbers or email me privately and I will give them to you. Audrey Peck has moved too!! Her new email is [audreypeck74@gmail.com](mailto:audreypeck74@gmail.com). Please see the roster for her new mailing address.

Please make sure if you change your email or phone number that you notify me so I can update our roster. Also look on our roster for phone numbers and addresses for our members. I do not want to share these in our newsletters for anyone to see. Please understand this. We send out updated rosters to all at least 4 times a year if not more! Karen Smith..... [justduckykaren@aol.com](mailto:justduckykaren@aol.com)



## News of Note

**2017 Retreat News** The response to the retreat registration has been great. We are currently full and have started a waiting list. If you would like to be added to the waiting list please mail the registration form but DO NOT include the deposit check. When space becomes available you will be notified. We're very pleased to have so many returning and first time participants! The Retreat Committee

## Nomination committee:

I am heading up the nomination committee this year and I'd like you to volunteer to help me find the right candidates for our Board of Directors. **If you are interested in being on the nomination committee or interested in a position on the Board**, please call me, Dianne Brisson, at 910 763 7429, let's talk!



## JULY Block of the Month



Pat Haislip and Vonda Witherspoon are the hostesses for the "Sixteen Inches" BOM for 2016." We hope you find them enjoyable to stitch!

<http://www.quilterscache.com/T/TheLastBastionoftheRepublicBlock.html>

**PLEASE USE fabrics in colors as shown on the Quilter's Cache block.**

**Instructions can be found at the bottom of the newsletter or by clicking the link above.**



## Raffle update

There are only a few more months to **sell your tickets**. Remember, this is our **only source of income this year** and the club is depending on each and every one of us to sell at least 20 raffle tickets by early December. If you know of any venue in which we can display our quilt (pieced by Marie Coadic and quilted by Bev Cochran) and sell raffle tickets, please call me, Dianne, at 910 763 7429.

## Mark your calendar!

There will be a Machine Quilting workshop taught by Dianne Brisson in September, date and place to be determined. Sign up will be at the August meeting. There will be a \$5 charge as it will be a 3 hour workshop. Materials needed will be in the August newsletter.

## Proposed changes to the by-laws:

- A person may become an Honorary Member of the guild with nonpayment of dues at 80 years of age and 30 years of membership.
- Take out the whole section as we are no longer members of The National Quilters.
- Officers may be elected to consecutive terms not to exceed three years.
- Distributing the rosters to the members electronically and put it on the website.
- Notice of the Proposed Amendments of the bylaws as recommended by the Executive Committee, shall be included in the newsletter which precedes the next regular scheduled meeting.

Whatever's Quilted  
Handi Quilter®

2014 HOLIDAY AWARD  
2014 HOLIDAY SALES

elna

INFINITY<sup>26</sup>  
26"

Visit us at our new shop:  
11829 Retail Dr. Wake Forest 27587  
[www.WhateversQuilted.com](http://www.WhateversQuilted.com)  
Donna@WhateversQuilted.com

accuquilt  
better cuts, under better quilts

**FOR SALE!**

**BERNINA 180**  
sewing machine  
& **Bernina Deco**  
**Embroidery**  
machine. \$500  
for both. Please  
call Nancy @  
**910-297-0951**  
to inquire.



## Programs and Classes for 2016

**July 25:** We will do our annual **Christmas in July** program with several short demonstrations to visit. If you are interested in sharing a small project that you love, please let me know. We have several persons volunteer already, but it would be good to have at least 5 tables going. *Remember those UFO bags from the Christmas Party? Well, they are due in July for a big Show and Tell! So get busy!!!*

**August 22:** **Deb Karasik** will be joining us for both a program and for a class. Our class is "Sunrise over the Mountain" on that Monday afternoon from 1 pm to 4pm at First Christian Church. Sign-up will begin at our June meeting. Her lecture and trunk show that evening will be "If I can do it, anyone can!" All of those who want to learn paper piecing get ready!! You can see our class project on her website, [www.debkarasik.com](http://www.debkarasik.com).

**September 26: Summer Quilt Challenge Due!!** Please note we added a new award – Best Embellishments. And remember – if you signed up and don't turn in a challenge piece, you have to make a neonatal quilt with the fabrics!! I will have my list to check off your entry. Janice Pope will be joining us as well. And we did get a few more of the charm packs and will have them at the meeting.

**October 24: Vickie Clontz** will be joining us for both our meeting and 2 classes. All of the details are not worked out, but we are looking at doing a "wet-felted Vessel" class on Saturday and "Woolly Mix-Media" class on Monday. More details will come next month. Vickie's website is [www.annieskeepsakes.com](http://www.annieskeepsakes.com).

**November 21: Barbara Cline** will be joining us for both a program and class. Her lecture will be “Amazing Diamond Chains” and we will learn several techniques for forming diamond chains. Her class will be from her “Let’s Party Table Runner” pattern. More information will be coming for these!!

**December 5: QBTS Annual Christmas Party** is a go! Thank you to **Mari deMoya** for volunteering to chair our party. If you would like to help her, please let her know at [mlydemoya@gmail.com](mailto:mlydemoya@gmail.com) . Remember many hands make light work. And it is always lots of fun!

Thank you to the members who gave me suggestions for future programs! If others have a specific lecturer or teacher you would like to see come to our Guild, please let me know! We will do the best we can to get them here!

Dianne Putnam [deputnam@charter.net](mailto:deputnam@charter.net) or (910)329-1332

### Ads in the Newsletter-

Each Guild Member **gets a free ad one time per year** in the newsletter. Charges for ads are as follows: Business card Size- \$5.00; 1/4 page-\$7.50; 1/2 page-\$10.00 and Full Page-\$20.00. Charges will be doubled for non-members or businesses.

Please send your ad copy via email to: [qbts.guild@gmail.com](mailto:qbts.guild@gmail.com) Payment can be made via check to **QTBS**, and mailed to: **QBTS, PO Box 955, Wilmington NC 28402**. Or, can be handed in at the meetings to the treasurer.



**QBTS Guild Outreach Projects** \*Participation in these activities is voluntary.

**Baby Hats** Please make hats 6” or less from top to bottom to fit babies in nursery. They need to be pink or blue. (All sizes are needed at present time.) If you need yarn, please let me know. I do have some patterns also. Check our website for directions. (Betty Flavin)

**Bereavement Sets** for the hospital. 18 x 18” square blanket, either knitted or crocheted, and a matching hat in any PASTEL color or WHITE for stillborn babies or babies who expire at birth or shortly after. Two per month on average are used. (Betty Flavin)

**Chemo Scarves** for cancer patients. The pattern is on the website. (Amy Brassard)

**Flag Donations** Old flags collected to be placed on the caskets of veterans before cremation. (Jan Jacobson)

**Food Drive Each month** we bring non-perishable food items that are given to Mother Hubbard’s Cupboard (Bev Cochran) Federal Point Help Center (Anne Hope Marvin) and St. Mary’s Tileston Outreach (Mary Ann Kotas) on a rotating basis.

**Habitat for Humanity Quilts** Quilts for new Habitat homeowners. (Barb Sieme)

**Neo-Natal Quilts** for babies on the neonatal unit at NHRMH (Carolyn Baker & Anne Freeling)

**Quilts of Valor and Wounded Warrior Quilts** (Kirsta Meadows)



## Committees

**Habitat Quilts**- Barb Sieme / **Beekeeper**- Angela Bridger / **B.O.M.**- Vonda Witherspoon & Pat Haislip / **Historian**- Vonda Witherspoon / **Neonatal**- Carolyn Baker & Anne Freeling / **Librarian**- Donna Bergman / **Raffle Coordinator**- Amy Brassard / **Sunshine Lady**- RoseMarie Dalby / **Workshop Chairwoman** – Ann Millard / **Retreat** - Lynn Flaherty / **Raffle Quilt** - Dianne Brisson / **Website** - Patricia Hatton



## Board Members

President:	Mary Ann Kotas	Vice-President/Programs:	Dianne Putnam
Treasurer:	Candy Smith	Assistant Treasurer:	Dianne Brisson
Secretary:	Kathi Rosbrugh	Membership:	Karen Smith
Newsletter:	Ani Hudson	Members at large:	Nancy McLean, Audrey Peck and Pat Grinevicius



# Free Bees



## SEASCAPE AND SHELLS BOOKMARK TUTORIAL

WHAT COULD BE MORE PERFECT FOR YOUR SUMMER READING THAN A SEASHORE BOOKMARK! LEARN LOTS OF TECHNIQUES IN THIS FREE TUTORIAL!

[HTTP://WEALLSEW.COM/SEASCAPE-SHELLS-BOOKMARK-TUTORIAL/](http://weallsew.com/seascape-shells-bookmark-tutorial/)



# Upcoming Events

**June 21 - September 6, 2016 - Row By Row Experience**

[www.rowbyrowexperience.com](http://www.rowbyrowexperience.com)

**July 22, from 9-5 and Saturday, July 23, from 9-4 The Quilter's Gallery, Inc.**

**QUILTING EXPO in Columbia SC - Jamil Shrine Center 206 Jamil Road Columbia SC \$6.00**

Admission - See their website for a \$1.00 discount on your admission and a full listing of vendors!

[www.quiltersgallery.net](http://www.quiltersgallery.net)

**July 29 -30, 2016 Alleghany Quilt Guild 20th Annual Quilt Show**

Alleghany County Fairgrounds, 1375 US Hwy 21N - Sparta, North Carolina 28675

[www.alleghanyquiltersguild.com](http://www.alleghanyquiltersguild.com)

**August 20 2016 - 25th Anniversary of the Carolina Pine Needle Quilters Guild.** Featuring a trunk show from Jenny Doan of Missouri Star Quilt Co. Located at White Oak High School, 1001 Piney Green Rd, Jacksonville NC 28546. The Earl Taylor Performing Arts Center. Doors open at 12, show from 1 pm - 3 pm. Cash preferred for vendor items. No food or drinks allowed. Tickets are available on-line at [www.carolinapineneedlequiltersguild.webs.com](http://www.carolinapineneedlequiltersguild.webs.com)

**September 23 rd , 10:00am – 5:00pm, and September 24 th , 9:00am – 4:00pm -- Pamlico River Quilters Guild - “Branching Out With Quilts”, Washington Civic Center, 110 N. Gladden St., Washington, NC Admission \$4.00**

## QUILTERS BY THE SEA SUMMER QUILT CHALLENGE!!

*Quilt Challenges are fun and make us expand our comfort zone and our minds – at least a little! If you received these fabric set, you are expected to bring back a finished challenge!!! There is a distribution list and consequences for not doing the challenge!!*

**The Challenge: My Favorite Color Is \_\_\_\_?**

Rules:

- Quilt can be pieced or appliquéd or both; embellishments encouraged.
- Quilt must use at least 9 of the 5” squares from the Brushstrokes charm square packages sold at the April QBTS meeting (the format does not have to stay 5”),  
**OR** you may use 2 strips from a Brushstrokes strip sets, if you won one of the 2 sets donated to our April meeting raffle,  
**OR** you may use the equivalent amount of purchased fabric, basically a Fat Quarter, of Brushstrokes by Pepper Cory from Studio E Fabrics.
- Trade or share with a friend from the precut sets to get more of YOUR favorite color.
- Supplement with fabrics from your stash.
- Quilt must have 3 layers and be quilted.
- Finished size of quilt: a parameter of more than 100 inches and less than 200 inches.

- Finished Challenge quilts due at the SEPTEMBER QBTS meeting! Members will be voting during that meeting.
- Janice Pope will be on hand to photograph all of the quilts.

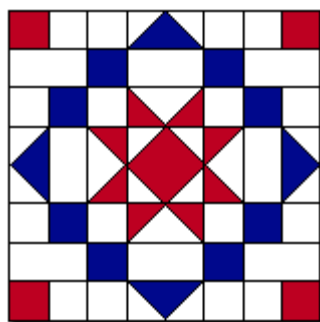
**Cash Prizes will be awarded for:** Best Use of Brushstrokes Fabric  
 Best Original Design  
 Best Quilting (machine or hand)  
 Best Embellishments

**July's BOM** from [quilterscache.com](http://quilterscache.com)

<http://www.quilterscache.com/T/TheLastBastionoftheRepublicBlock.html>




*The Last Bastion of the Republic*

This makes a 16" block!




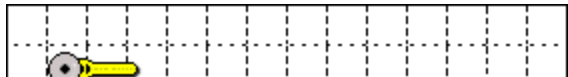
This is an original pattern. Please abide by the [Terms and Conditions of use!](#) :o)

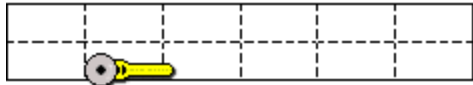
**\*\* Supplies List \*\***

-  Color 1 Color 1 needs: one 4-1/2" square AND one 2-1/2" x 30" strip
-  Color 2 Color 2 needs: one 5" x 35" strip AND one 5" x 27" strip
-  Color 3 Color 3 needs: one 2-1/2" x 20" strip AND 2-1/2" x 18" strip

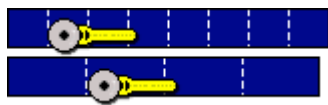
**\*\* Preparing the Pieces and Sewing the Block \*\***

 Start by cutting the Color 1 2-1/2" x 30" strip into twelve 2-1/2" squares...

 Next cut the Color 2 5" x 35" strip into twenty-eight 2-1/2" squares...


 Cut the Color 2 5" x 27" strip into twelve 2-1/2" x 4-1/2" rectangles...



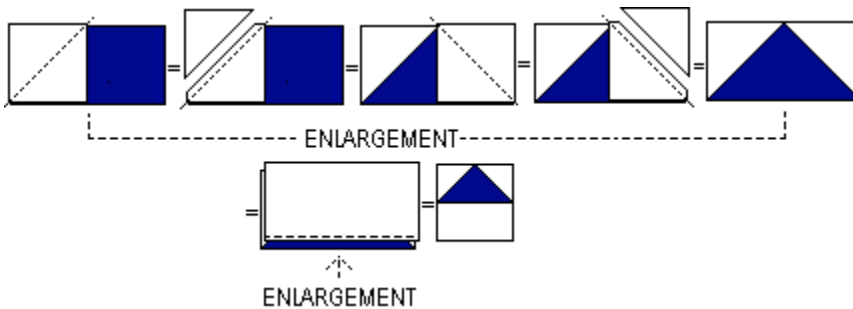


Now cut the Color 3 2-1/2" x 20" strip into eight 2-1/2" squares...

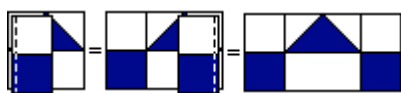
Cut the Color 3 2-1/2" x 18" strip into four 2-1/2" x 4-1/2" rectangles...



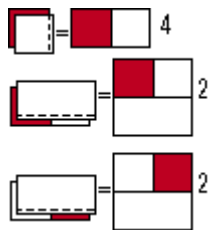
Using a 1/4" seam, sew together pairs of Color 2 and Color 3 2-1/2" squares. Press seams to darker side...



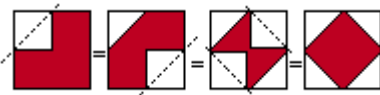
Now, to make the Flying Geese units, place a Color 2 2-1/2" square right sides together atop a Color 3 rectangle, with outer edges aligned. On the back of the top square lightly mark the diagonal. Sew on this diagonal marking. Cut off the excess seam allowance. Press the remainder towards the corner. Repeat this with another Color 2 square on the other end of the rectangle. Make four geese in the same manner. Using a 1/4" seam, sew a Color 2 rectangle to the bottom of each Flying Geese unit. Press seams towards the Flying Geese units...



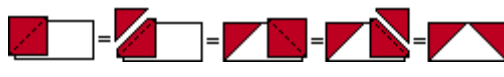
Now use that same 1/4" seam allowance to sew a Color 2/Color 3 square-pair to the left and right of each Flying Geese/Rectangle unit. Press seams towards the squares...

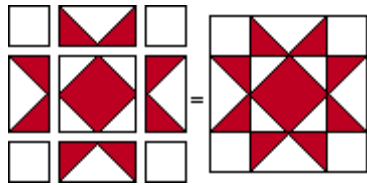


Then sew together four Color 1 and four Color 2 2-1/2" squares, again pressing to the darker sides. Sew a Color 2 rectangle to the bottom of each square-pair, noting that the orientation of two of the square pairs is opposing. Press the rectangle seams towards the squares...

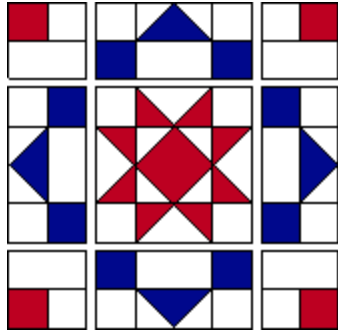


To makes the very center of the block, place a Color 2 2-1/2" square right sides together atop the Color 1 4-1/2" square , with outer edges aligned. On the back of the square lightly mark the diagonal. Sew on this diagonal marking. Cut off the excess seam allowance. (not shown) Press the remainder towards the corner. Repeat this with another Color 2 square on the opposing side of the square. Then repeat this with Color 2 squares on the remaining two corners of the Color 1 square...

 As we did above, make four more Flying Geese units using Color 2 rectangles, and Color 1 2-1/2" squares...



Now piece the center unit of the block, using Color 2 2-1/2" squares as the corners. Sew three horizontal rows as shown at left, then join the rows...



Lay out all the units as shown at left. Sew three horizontal rows, and then join those to complete your block!

**Sealife themed design for FMQ (Free Motion Quilting) Enlarge and print, then use as a template for quilting. \*Practice Practice Practice!**

