

Happiness is Finishing a Quilt!!



Quilters By The Sea Guild June 2016 News



www.quiltersbytheseaguild.org

Our next meeting is on **June 27, 2016** at 7:00pm
First Christian Church, 2035 Oleander Dr, Wilmington, NC

Confirmed guild meeting schedule for 2016 -- July 25 -- August 22 -- September 26 -- October 24 --
November 21 (* third Monday) -- December 5, Christmas party

*If New Hanover Co schools are closed due to inclement weather on meeting nights then the guild will **NOT** meet.



From the desk of the President

Last month's program was great! We should all be proud of the work we do to support our community in so many ways. And perhaps some of us will be inspired to take on another project.

On a personal note, my cruise to Alaska was wonderful - such beautiful scenery! And I did manage to find a few quilt shops along the way. Shortly after my return, I spent a couple days in the hospital having surgery. It went very well and I'm on the road to recovery. Thanks for everyone's well wishes.

I'll see you at the June meeting!
Mary Ann



Bits n' Bobs:

Condolences to Lorraine Carter on the loss of her eldest son and to Candy Smith on the loss of her father. Please keep their families in your prayers.

Anyone interested in trying to organize a re-sale event sometime during the year? Bring your idea to guild for consideration.


Membership News

I would like to welcome our newest member....Wanda Duchesne to QBTS..... I know you will make her feel welcome, as well as all the other newbies. You can tell a new member who has been with us less than a year by the green ribbon on their name tag.... Be sure to introduce yourself and make them feel

part of our guild. I say this because we are growing in leaps and bounds, and it is easy to feel like you are alone in such a big group.... We now have 195 members!!! (It was pointed out to me that I included two people twice..oh My.....fat fingers I guess...) When you print out our roster.....be sure to print pages 1-6..... the other pages are blank columns.... Happy quilting on these warm days of summer....Karen

Guild Classes Signup –

At the June meeting, I will have the six lists of proposed classes to be taught by guild members. After that, I will pick a couple of them to schedule workshops in August and October. Remember, the cost to guild members will be \$10, to be paid at the time of sign up. Thanks, Ann Millard



News of Note

Save the date!

The 2017 QBTS Winter Retreat will be Thursday, February 2nd through Sunday, February 5th at the Trinity Center. The registration form is attached to the newsletter email. We will begin accepting registration forms at the end of June along with a deposit of \$45. The total cost for the retreat will be \$315.



Habitat Quilts

There is a Habitat blitz build going on this past week 6/3 - 6/10. They will be finishing 3 houses in that period of time. That means they will need quilts for those dedications. If you have a kit or you have started a habitat quilt, please try to get them in soon.

I will be out of town for a few weeks, but Jan Jacobson has agreed to collect any quilts and get them to Habitat for me. Jan's email is: rnjn@aol.com

Thank you for your support. Barb Sieme



JUNE Block of the Month




Pat Haislip and Vonda Witherspoon are the hostesses for the "Sixteen Inches" BOM for 2016."
We hope you find them enjoyable to stitch!

<http://quilterscache.com/P/PhiladelphiaPavementsBlock.html>

PLEASE USE fabrics in colors as shown on the Quilter's Cache block.

Instructions can be found at the bottom of the newsletter or by clicking the link above.



Port Pillows

I am making "port pillows" for people undergoing chemotherapy and I am donating them to the hospital. They are little pillows that slide over their seatbelts, to prevent their chemo port from being aggravated when they are travelling in the car.

If anyone is interested in making some, or if you have any leftover fabric that you would like to donate (pillows are made from two pieces of 4 x 7" fabric), or if you would like one for someone, please email me at jennmercier@gmail.com Thank You, Jennifer Mercier



Raffle Ticket sales are going well!

Keep up the good work selling your raffle tickets for the beautiful quilt pieced by Marie Coadic and quilted by Bev Cochran. The actual raffle will be held at our annual Holiday party in December. The quilt will soon be on display at [Sew Happins Creative Studio](#) 413 S College Rd Wilmington, NC 28403

New members -if you didn't get your raffle tickets when you joined, your packet is waiting for you at the membership table. All proceeds need to be turned in to the Guild by the end of November 2016. The tickets are 6 for \$5.00 or \$1.00 each.

One last thing, if you know of any shows where we might be able to display our beautiful quilt, made by Marie Ann Coadic and quilted by Bev Cochran, please let me know.

My email address is: dianebrisson@gmail.com or golfbag7@yahoo.com

DE-STASH TABLE

Located in the kitchen off the main meeting room. Bring your unwanted sewing and quilting related items to the meetings.

Great way to de-clutter and pass on things which are too good to throw away!

One quilter's trash is another's treasure!

Whatever's Quilted
Handi Quilter®

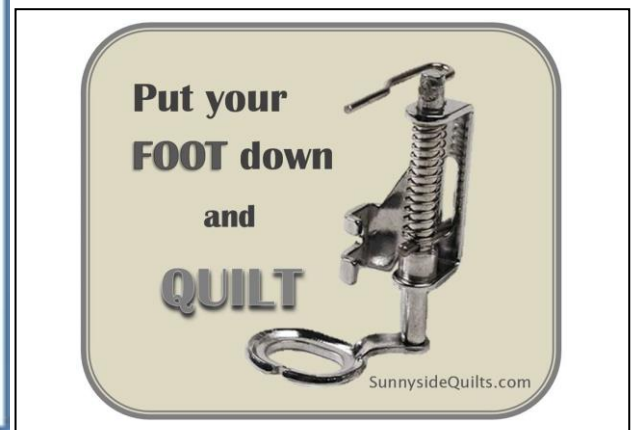

2014 HQLWAY AWARD
2014 HQLTOP SALES

elna

INFINITY₂₆
26"

Visit us at our new shop:
11829 Retail Dr. Wake Forest 27587
www.WhateversQuilted.com
Donna@WhateversQuilted.com

accuquilt
better cuts, under better quilts



Programs and Classes for 2016

June 27: **Jaleena Hudson** will share with us her **Memory Quilts**. I'm looking forward to some inspirations and creative ideas for my memories. Maybe others are like me – I have baskets of t-shirts, etc., waiting to be used!!

July 25: We will do our annual **Christmas in July** program with several short demonstrations to visit. If you are interested in sharing a small project that you love, please let me know. We have several persons volunteer already, but it would be good to have at least 5 tables going. *Remember those UFO bags from the Christmas Party? Well, they are due in July for a big Show and Tell! So get busy!!!*

August 22: **Deb Karasik** will be joining us for both a program and for a class. Our class is "Sunrise over the Mountain" on that Monday afternoon from 1 pm to 4pm at First Christian Church. Sign-up will begin at our June meeting. Her lecture and trunk show that evening will be "If I can do it, anyone can!" All of those who want to learn paper piecing get ready!! You can see our class project on her website, www.debkarasik.com.

September 26: **Summer Quilt Challenge** Due!! Please note we added a new award – Best Embellishments. And remember – if you signed up and don't turn in a challenge piece, you have to make a neonatal quilt with the fabrics!! I will have my list to check off your entry. Janice Pope will be joining us as well. And we did get a few more of the charm packs and will have them at the meeting.

October 24: Vickie Clontz will be joining us for both our meeting and 2 classes. All of the details are not worked out, but we are looking at doing a “wet-felted Vessel” class on Saturday and “Wooly Mix-Media” class on Monday. More details will come next month. Vickie’s website is www.annieskeepsakes.com.

November 21: Barbara Cline will be joining us for both a program and class. Her lecture will be “Amazing Diamond Chains” and we will learn several techniques for forming diamond chains. Her class will be from her “Let’s Party Table Runner” pattern. More information will be coming for these!!

December 5: QBTS Annual Christmas Party is a go! Thank you to **Mari deMoya** for volunteering to chair our party. If you would like to help her, please let her know at mlydemoya@gmail.com. Remember many hands make light work. And it is always lots of fun!

Thank you to the members who gave me suggestions for future programs! If others have a specific lecturer or teacher you would like to see come to our Guild, please let me know! We will do the best we can to get them here!

Dianne Putnam deputnam@charter.net or (910)329-1332

FOR SALE!

Grace GMQ Pro Frame with 4th Batting rail, Quilters Cruise Control and Juki TL 98Q Quilting Machine with Thread Trimmer & Goose Neck Lamp. Work Area Dimensions: 70" Crib-104" Queen-128" King. Pivoting rails, Side tension clamps. Fabri Fast Rails for loading quilt. Folding legs for storage. Juki 1500 spm. Needle Up/Dn. 16 Bobbins. Additional Feet. All original manuals & tools. Meticulously maintained. Can accommodate other machines depending on size and weight. Many Extras. \$700 Wanda Duchesne [845-527-4108](tel:845-527-4108) whtever31@gmail.com

Ads in the Newsletter-

Each Guild Member **gets a free ad one time per year** in the newsletter. Charges for ads are as follows: Business card Size- \$5.00; 1/4 page-\$7.50; 1/2 page-\$10.00 and Full Page-\$20.00. Charges will be doubled for non-members or businesses.

Please send your ad copy via email to: qbts.guild@gmail.com Payment can be made via check to QTBS, and mailed to: QBTS, PO Box 955, Wilmington NC 28402. Or, can be handed in at the meetings to the treasurer.



QBTS Guild Outreach Projects *Participation in these activities is voluntary.

Baby Hats Please make hats 6” or less from top to bottom to fit babies in nursery. They need to be pink or blue. (All sizes are needed at present time.) If you need yarn, please let me know. I do have some patterns also. Check our website for directions. (Betty Flavin)

Bereavement Sets for the hospital. 18 x 18” square blanket, either knitted or crocheted, and a matching hat in any PASTEL color or WHITE for stillborn babies or babies who expire at birth or shortly after. Two per month on average are used. (Betty Flavin)

Chemo Scarves for cancer patients. The pattern is on the website. (Amy Brassard)

Flag Donations Old flags collected to be placed on the caskets of veterans before cremation. (Jan Jacobson)

Food Drive Each month we bring non-perishable food items that are given to Mother Hubbard's Cupboard (Bev Cochran) Federal Point Help Center (Anne Hope Marvin) and St. Mary's Tileston Outreach (Mary Ann Kotas) on a rotating basis.

Habitat for Humanity Quilts Quilts for new Habitat homeowners. (Barb Sieme)

Neo-Natal Quilts for babies on the neonatal unit at NHRMH (Carolyn Baker & Anne Freeling)

Quilts of Valor and Wounded Warrior Quilts (Kirsta Meadows)



Committees

Habitat Quilts- Barb Sieme / **Beekeeper-** Angela Bridger / **B.O.M.-** Vonda Witherspoon & Pat Haislip / **Historian-** Vonda Witherspoon / **Neonatal-** Carolyn Baker & Anne Freeling / **Librarian-** Donna Bergman / **Raffle Coordinator-** Amy Brassard / **Sunshine Lady-** RoseMarie Dalby / **Workshop Chairwoman** – Ann Millard / Retreat - Lynn Flaherty / **Symposium Finance:** Miranda Dungan (2015, 2016), Dianne Putnam (2015, 2016) / **Raffle Quilt** - Diane Brisson



Board Members

President:	Mary Ann Kotas	Vice-President/Programs:	Dianne Putnam
Treasurer:	Candy Smith	Assistant Treasurer:	Diane Brisson
Secretary:	Kathi Rosbrugh	Membership:	Karen Smith
Newsletter:	Ann Hudson	Members at large:	Nancy McLean, Audrey Peck and Pat Grinevicius



Free Bees



Paper pieced mug block. Super cute for a mug rug or use in a coffee or tea themed mini quilt.

<http://sew-whats-new.com/group/welovetoquilt/forum/topics/caffeinated-a-cup-of-coffee-paper-pieced-quilt-block-free-pattern>



Upcoming Events

April 27 - July 2, 2016 -- ArtQuilts Voices

Page-Walker Arts & History Center - 119 Ambassador Loop - Cary, NC 27513

Please join PAQA-South as the members visually express the many voices in their lives. PAQASouth will also host an Artist Reception on Friday, April 29th from 6-8 p.m., giving the public a unique opportunity to meet and interact with the artists in an intimate setting.

Contact: Roxane Lessa, Exhibit Chair – exhibits@paqa-south.org

June 21 - September 6, 2016 - Row By Row Experience

www.rowbyrowexperience.com

July 22, from 9-5 and Saturday, July 23, from 9-4 The Quilter's Gallery, Inc. THE QUILTING EXPO in Columbia SC

Jamil Shrine Center 206 Jamil Road Columbia SC \$6.00 Admission

See their website for a \$1.00 discount on your admission and a full listing of vendors!

www.quiltersgallery.net

July 29 -30, 2016 Alleghany Quilt Guild 20th Annual Quilt Show

Alleghany County Fairgrounds, 1375 US Hwy 21N - Sparta, North Carolina 28675

www.alleghanyquiltersguild.com

August 20 2016 - 25th Anniversary of the Carolina Pine Needle Quilters Guild. Featuring a trunk show from Jenny Doan of Missouri Star Quilt Co. Located at White Oak High School, 1001 Piney Green Rd, Jacksonville NC 28546. The Earl Taylor Performing Arts Center. Doors open at 12, show from 1 pm - 3 pm. Cash preferred for vendor items. No food or drinks allowed. Tickets are available on-line at www.carolinapineneedlequiltersguild.webs.com

QUILTERS BY THE SEA SUMMER QUILT CHALLENGE!!

Quilt Challenges are fun and make us expand our comfort zone and our minds – at least a little! If you received these fabric set, you are expected to bring back a finished challenge!!! There is a distribution list and consequences for not doing the challenge!!

The Challenge: My Favorite Color Is ____?

Rules:

- Quilt can be pieced or appliquéd or both; embellishments encouraged.
- Quilt must use at least 9 of the 5” squares from the Brushstrokes charm square packages sold at the April QBTS meeting (the format does not have to stay 5”),
OR you may use 2 strips from a Brushstrokes strip sets, if you won one of the 2 sets donated to our April meeting raffle,
OR you may use the equivalent amount of purchased fabric, basically a Fat Quarter, of Brushstrokes by Pepper Cory from Studio E Fabrics.
- Trade or share with a friend from the precut sets to get more of YOUR favorite color.
- Supplement with fabrics from your stash.




- Quilt must have 3 layers and be quilted.
- Finished size of quilt: a parameter of more than 100 inches and less than 200 inches.
- Finished Challenge quilts due at the SEPTEMBER QBTS meeting! Members will be voting during that meeting.
- Janice Pope will be on hand to photograph all of the quilts.

Cash Prizes will be awarded for: Best Use of Brushstrokes Fabric
 Best Original Design
 Best Quilting (machine or hand)
 Best Embellishments

June's BOM from quilterscache.com

Philadelphia Pavements


**** Supplies List ****

-  **Color 1** Color 1 needs: one 2-1/2" x 10" strip **AND** one 4-1/2" square **AND** one 4-7/8" x 9-3/4" strip
-  **Color 2** Color 2 needs: one 4-1/2" x 18" strip
-  **Color 3** Color 3 needs: one 5" x 25" strip **AND** one 4-7/8" x 9-3/4" strip

[The Quilter's Cache](http://TheQuilter'sCache.com)

©August 11 2002 Marcia Hohn

This makes a 16" block!



Please abide by the [Terms and Conditions of use!](#) :o)

**** Preparing the Pieces and Sewing the Block ****



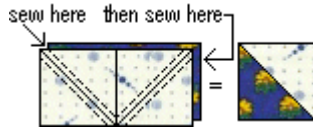
Start by marking and cutting the Color 1 2-1/2" x 10" strip into four 2-1/2" squares...




Next cut one Color 1 4-1/2" square. Then cut the Color 2 4-1/2" x 18" strip into four 4-1/2" squares...




Now cut the Color 3 5" x 25" strip into four 2-1/2" x 12-1/2" strips



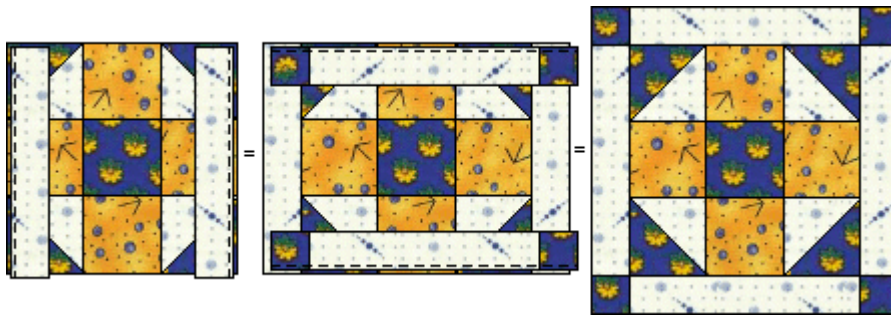
To speed piece the half squares, stack the Color 1 and Color 3 $4\text{-}\frac{7}{8}\text{''} \times 9\text{-}\frac{3}{4}\text{''}$ strips right sides together and all edges aligned. On the back of the top strip, lightly draw in the $4\text{-}\frac{7}{8}\text{''}$ square line, then draw in the diagonals as shown at left. Now sew $\frac{1}{4}\text{''}$ above and below the marked diagonals, pivoting at the square line. Cut this apart on the square line, and on the marked diagonals between the rows of stitching. This will give you four half squares. Press seams to the darker side. These should measure $4\text{-}\frac{1}{2}\text{''}$ square ...



Sew the blocks center as shown at left, using the $4\text{-}\frac{1}{2}\text{''}$ squares and the four half squares. First make rows, then join the rows to make the center unit. Alternate pressing direction by row...



Next sew the small Color 1 squares to each end of two Color 3 strips, using the standard $\frac{1}{4}\text{''}$ seam. Press seams towards the small squares



Sew the remaining two Color 3 strips to the right and left of the center unit, pressing seams towards the center block. Then sew the two pieced strips to the block's top and bottom, pressing seams towards the strips.



Calling All Artists!
We're Having a
Show & You are
Most Cordially
Invited to Join Us!

This show is for women artists only and the theme of the show is 'An Homage to the Women of Wilmington'. The show is open to both 2D and 3D work PLUS we will have a Gift Shop for women's small treasures such as jewelry, purses, hair accessories, journals, and more. SHOW DATES: July 7 - 10
Self-juried with cash prizes
Work must be submitted no later than June 22, 2016.
Location to be determined.

Women's Art Guild
of Wilmington

Zero Hartline - 910-619-2802 ~ Shanda West 910-386-7524